







The FUELCUBE™ FCP250 is a compact, economic, double-walled fuel tank. Quickly and easily supply fuel where you need it, when you need it.

-  Transportable. Forklift pockets and internal baffles designed to allow handling of the tank full of fuel. (Not DOT listed, but can be moved with Diesel fuel)
-  Stackable. Easily stackable (2)-high empty to reduce storage space requirements.
-  Secure. Pumps, and Equipment enclosed in lockable area – not need for additional pump “Lock-Box”.
-  Environmentally Safe. Double-walled, 110% containment eliminates the need for additional spill pans, UL 142 approved.

SPECIFICATION

| | | | |
|-------------------------------|--|--------------------------------|----------|
| STANDARD FITTINGS: | 1" Pump Feed, Lockable Pump/Equipment Cabinet, Heavy Duty Skid Base with Forklift Pockets, Dip Stick with Gallon and Inch Markings, Vent, Fill Cap, UL Plate, Durable Marine Grade Paint Specification, Stacking Brackets. | | |
| OPTIONAL EQUIPMENT: | Direct Reading Float Gauge, 12v, 24v or 110 volt pump kits, Lifting slings, Hoses, Quick Couplers, Filters. | | |
| Capacity (brim full) Liters: | 937 | Outer Tank Material Thickness: | 1/8" |
| Capacity (brim full) Gallons: | 248 | Inner Tank Material Thickness: | 1/8" |
| Dimension Length: | 45" | Weight Empty: Approx. | 960 lbs |
| Dimension Width: | 45" | Weight Laden: Approx. | 2994 lbs |
| Dimension Height: | 50" | Design Approvals: | UL142 |
| Dimension Cabinet Opening: | 34"wide X 21" deep | | |